

Synthesis of Two Novel 3-Amino-5-[4-chloro-2-phenoxyphenyl]-4H-1,2,4-triazoles with Anticonvulsant Activity

Mohammad Mahdavi^a, Tahmineh Akbarzadeh^a, Vahid Sheibani^b, Maryam Abbasi^a, Loghman Firoozpour^a, Sayyed Abbas Tabatabai^c, Abbas Shafiee^d, Alireza Foroumadi^{b, d*}

^aDepartment of Medicinal Chemistry, Faculty of Pharmacy and Drug Design & Development Research Center, Tehran University of Medical Sciences, Tehran, Iran. ^bKerman Neuroscience Research Center, Kerman University of Medical Sciences, Kerman, Iran. ^cDepartment of Medicinal Chemistry, Faculty of Pharmacy, Shaheed Beheshti University of Medical Sciences, Tehran, Iran. ^dPharmaceutical Sciences Research Center, Tehran University of Medical Sciences, Tehran, Iran.

Abstract

Two novel 3-amino-5-(4-chloro-2-phenoxyphenyl)-4H-1,2,4-triazole derivatives were prepared and their anticonvulsant activity was measured by evaluation of the ability of these compounds to protect mice against convulsion induced by lethal doses of pentylenetetrazole (PTZ). Diazepam (Sigma) was considered as a positive control drug with anticonvulsant effect [ED₅₀ = 1.2 (0.5-1.9) mg/Kg]. Amongst the compounds tested, compound **3**, 3-amino-5-[4-chloro-2-(2-fluorophenoxy)phenyl]-4H-1,2,4-triazole, showed potent anticonvulsant activity [ED₅₀ = 1.4 (1.0-2.2) mg/Kg] compared to diazepam.

Keywords: Synthesis; Triazole; Anticonvulsant; Benzodiazepine.

Introduction

Epilepsy is one of the most common neurological disorders, which inflicts more than 60 million people worldwide (1). The main problems associated with antiepileptic drug therapies are uncontrolled seizures and significant toxic side effects. Therefore, there is a continuing demand for new anticonvulsant agents (2). The benzodiazepines are a class of psychoactive drugs with varying anticonvulsant properties, which their effects are mediated by slowing down the central nervous system (3, 4). This class of anticonvulsant compounds has received a lot of attention from the scientific community. Recent studies on structure-activity relationship of benzodiazepines have suggested two features for

binding to benzodiazepine receptor: an aromatic ring and a coplanar proton accepting group in a suitable distance. Also, addition of a second out-of-plane, aromatic ring could potentiate binding to the receptor (5). On this basis, preparation and anticonvulsant activity of several derivatives of thiadiazoles, triazoles, and 1,3,4-oxadiazoles have been reported previously (6-9). Moreover, the analgesic and anti-inflammatory activities of various 4-(2-phenoxyphenyl)semicarbazones have been reported (10-11).

Among the benzodiazepines, potential anticonvulsant activities of 5-(2-fluorophenyl) benzodiazepines (e.g. Midazolam, Flurazepam and **2**) made them ideal leads for synthesis of new compounds. In the present study, we describe the synthesis of hybrid structure **3**, which is designed by substitution of fluorine and chlorine atoms at the phenyl rings of our previously synthesized compound **1**, in the

* Corresponding author:

E-mail: aforoumadi@yahoo.com

same positions that are shown on molecule **2** (Figure 1). Compound **4**, is synthesized to highlight positive anticonvulsant activity of fluorine substituent in compound **3**.

New compounds were synthesized according to Figure 2. Reaction of 2-phenoxybenzoic acids **5**, with thionyl chloride at 50-55 °C gave corresponding acid chlorides **6**, the intermediates obtained in the preparation of 4H-1,2,4-triazoles (3, 4, 12). Acid chlorides were converted to 4H-3-amino-5-(2-phenoxyphenyl)-1,2,4-triazoles **3** and **4**, by addition of aminoguanidine hydrogen carbonate followed by cyclization with 5% aqueous solution of sodium hydroxide (5).

The anticonvulsant activity of synthesized compounds was determined by standard protocol, pentylenetetrazole (PTZ) induced seizure in mice (13). Diazepam (Sigma) was considered as a positive control drug with anticonvulsant effect [ED₅₀ = 1.2 (0.5-1.9) mg/Kg].

Experimental

Preparation of compounds

The intermediates 4-chloro-2-phenoxybenzoic acids **5**, and 4-chloro-2-phenoxybenzoyl chlorides **6**, were prepared according to the previously described procedures (10, 12).

3-Amino-5-[4-chloro-2-(2-fluorophenoxy)phenyl]-4H-1,2,4-triazole 3.

To a stirring solution of aminoguanidine hydrogen carbonate (2.14 g) in dry pyridine (26 mL), at -5°C, a solution of 4-chloro-2-(2-fluorophenoxy)benzoic acid chloride (5 g, 17.54 mmol), in dry benzene (26 mL) was added. The stirring was continued for half an hour at -5 °C and then overnight at room temperature. The solvent was evaporated to dryness. To the residue, water (35 mL) was added. The crude white precipitate was suspended in 5% aqueous solution of sodium hydroxide (140 mL) and heated at reflux for 8 h. After cooling the reaction mixture was filtered. The filtrate was acidified with hydrochloric acid and the precipitate was filtered, washed with ethyl acetate and crystallized from ethanol to give 1 g (20%) of **3**, m.p. 282-283 °C. IR (KBr) ν_{\max} : 3283, 3227 (NH₂), 3078 (C-H aromatic). ms: m/z (%) 306 (M⁺+2, 25), 304 (M⁺,100), 249 (32), 152 (32), 95 (32). ¹H NMR (CDCl₃, 500 MHz)

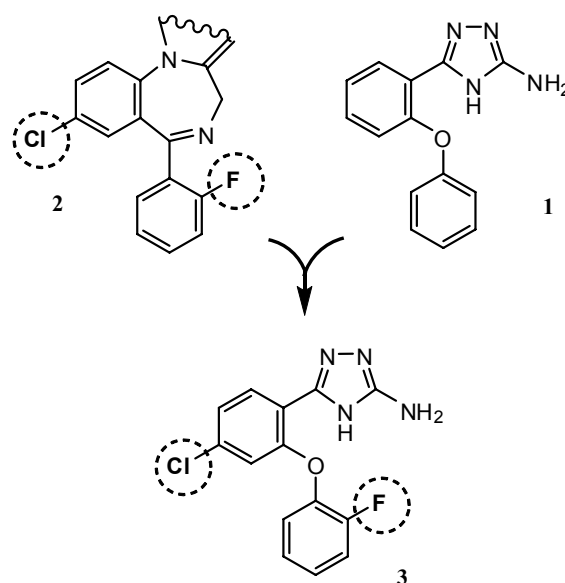


Figure 1. The structure of the designed compound **3**, reference molecule **1** and benzodiazepines **2**.

δ : 12.09 (brs, 1H, NH), 7.96 (d, 1H, aromatic, $J=8$ Hz), 7.41-7.34 (m, 1H, aromatic), 7.29 (dd, 1H, aromatic, $J=8$ and $J=1.5$ Hz), 7.18 (brs, 2H, aromatic), 7.10-6.77 (m, 2H, aromatic) and 6.02 ppm (brs, 2H, NH₂).

3-Amino-5-(4-chloro-2-phenoxyphenyl)-4H-1,2,4-triazole 4.

This compound was prepared from its corresponding precursors as described for the compound **3** in 28% yield, m.p. 278-280 °C. IR (KBr) ν_{\max} : 3270, 3225 (NH₂), 3085 (C-H aromatic). ms: m/z (%) 288 (M⁺+2, 31), 286 (M⁺,100), 230 (22), 152 (32), 95 (38). ¹H NMR (CDCl₃, 80 MHz) δ : 12.05 (brs, 1H, NH), 7.92 (d, 1H, aromatic, $J=8$ Hz), 7.31-6.80 (m, 7H, aromatic) and 6.00 ppm (brs, 2H, NH₂).

Anticonvulsant activity

Anticonvulsant activity of the synthesized compounds was determined through the evaluation of the ability of the compounds to protect mice against convulsion induced by a lethal dose of PTZ (13).

Male NMRI mice (supplied from Pasteur Institute, Iran) weighting 20–30 g (n=12) were used for pharmacological study. Animals were allowed free access to food and water except during the experiment and housed at controlled

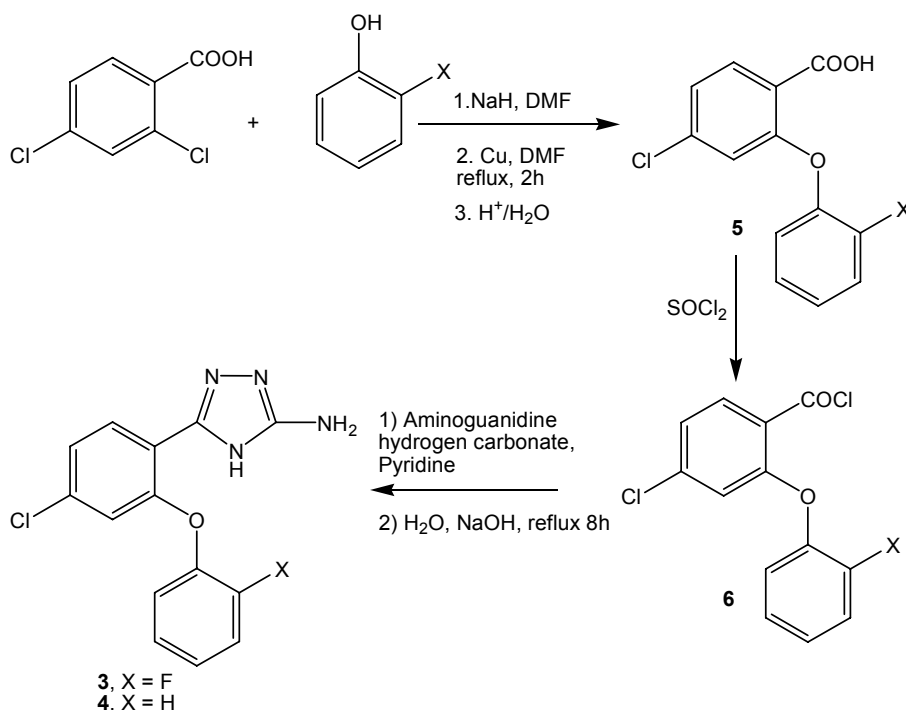


Figure 2. Synthesis scheme of compounds 3 and 4.

room temperature with 12 h light/dark schedule. The animals were transferred to individual cases randomly and allowed to habituate for 30 min before injection of the drug or vehicle.

Test compounds, flumazenil (Sigma) and diazepam (Hoffmann La Roche) were given intraperitoneally as a freshly prepared solution in 50% DMSO and 50% sterile normal saline. The vehicle had no effect on the test system. The test compounds, diazepam and vehicle were administered to groups of 10 mice 30 min before the injection of PTZ (100 mg/kg, ip) and the dead mice were counted 30 min later.

Statistical analyses

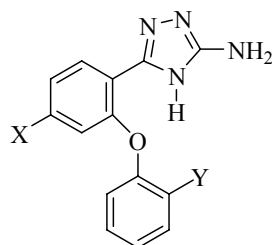
ED₅₀ values and 95% confidence limits were determined using probit-log (dose) model with flumazenil and the test compounds as a categorical covariate and forcing through parallel dose response. Rightward shift of the ED₅₀ in logarithmic scale after administration of flumazenil was considered significant if both lower and upper bounds of 95% confidence interval were greater or lower than one. All

statistical calculations were performed by SPSS for windows (Rel. 10.0.5.1999. Chicago: SPSS Inc.).

Results and Discussion

The anticonvulsant activities of tested compounds is reported in Table 1. The anticonvulsant activity of compounds 3 and 4, showed that compound 3, having similar substitutions to the reference molecule 2, has potent anticonvulsant activity [ED₅₀ = 1.4 (1.0-2.2) mg/Kg] compared to diazepam [ED₅₀ = 1.2 (0.5-1.9) mg/Kg]. Replacement of the fluorine atom with hydrogen (compound 4), significantly reduced the anticonvulsant activity [ED₅₀ = 85.6 (81.2-90.3) mg/Kg]. However, compound 4, was more active than corresponding unsubstituted compound 1 [ED₅₀ = 100 mg/Kg].

For evaluation of benzodiazepine receptors involvement in the anticonvulsant activity of the test compounds, flumazenil (10 mg/kg, i.p.) as a benzodiazepine receptor antagonist was used 10 min before injection of the compounds. ED₅₀

Table 1. Pharmacological evaluation of synthesized 1,2,4-triazoles.

Compound	X	Y	ED ₅₀ mg/kg ^a PTZ- induced lethal convulsion test
1	H	H	100
3	Cl	F	1.4 (1.0-2.2) ^b
4	Cl	H	85.6 (81.2-90.3) ^b
Diazepam			1.2 (0.5-1.9) ^b

^a n=10, 95% confidence limits in parentheses, LD₅₀ of all compounds >300 mg/kg.

^b ED₅₀ significantly increased in the presence of flumazenil 10 mg/kg (p < 0.05).

was significantly increased in the presence of flumazenil 10 mg/kg. The fact that the activity of compounds **3** was significantly reduced by flumazenil, a benzodiazepine antagonist, confirms that this effect is mediated through benzodiazepine receptors.

Acknowledgement

This work was supported by a grant from Kerman Neuroscience Research Center, Kerman University of Medical Sciences, Iran.

References

- (1) Löscher W. New visions in the pharmacology of anticonvulsion. *Eur. J. Pharm.* (1998) 342: 1-13.
- (2) Chen J, Sun XY, Chai KY, Lee JS, Song MS and Quan ZS. Synthesis and anticonvulsant evaluation of 4-(4-alkoxyphenyl)-3-ethyl-4H-1, 2, 4-triazoles as open-chain analogues of 7-alkoxyl-4, 5-dihydro[1,2,4]triazolo[4,3-a]quinolines. *Bioorg. Med. Chem.* (2007) 15: 6775-6781.
- (3) Karakurt A, Aytemir M D, Stables JP, Ozalp MF, Kaynak BS, Ozbey H and Dalkara S. Synthesis of some oxime ether derivatives of 1-(2-naphthyl)-2-(1,2,4-triazol-1-yl) ethanone and their anticonvulsant and antimicrobial activities. *Arch. Pharm. Chem. Life Sci.* (2006) 339: 513-520.
- (4) Guan LP, Jin QH, Tian GR, Chai KY and Quan ZS. Synthesis of some quinoline-2 (1H)-one and 1, 2, 4 - triazolo[4, 3 - a] quinoline derivatives as potent anticonvulsants. *J. Pharm. Pharmaceut. Sci.* (2007) 10: 254-262.
- (5) Akbarzadeh T, Tabatabai SA, Khoshnoud MJ, Shafaghi B and Shafiee A. Design and synthesis of 4H-3-(2-phenoxy) phenyl-1, 2, 4-triazole derivatives as benzodiazepine receptor agonists. *Bioorg. Med. Chem.* (2003) 11: 769-773.
- (6) Foroumadi A, Tabatabai SA, Gitinezhad G, Zarrindast MR and Shafiee A. Synthesis and anticonvulsant activity of 5-aryl-1, 3, 4-thiadiazole derivatives. *Pharm. Pharmacol. Commun.* (2000) 6: 31-33.
- (7) Zarghi A, Hajimahdi Z, Mohebbi S, Rashidi H, Mozaffari S, Sarraf S, Faizi M, Tabatabaee SA and Shafiee A. Design and synthesis of new 2-substituted-5-[2-(2-halobenzyloxy) phenyl]-1, 3, 4-oxadiazoles as anticonvulsant agents. *Chem. Pharm. Bull.* (2008) 56: 509-12.
- (8) Zarghi A, Faizi M, Shafaghi B, Ahadian A, Khojastehpoor HR, Zanganeh V, Tabatabai SA and Shafiee A. Design and synthesis of new 2-substituted-5-(2-benzylthiophenyl)-1,3,4-oxadiazoles as benzodiazepine receptor agonists. *Bioorg. Med. Chem. Lett.* (2005) 15: 3126-9.
- (9) Shekarchi M, Binesh Marvasti M, Sharifzadeh M and Shafiee A. Anticonvulsant activities of 7-phenyl-5H-thiazolo [5, 4-e] [1, 2, 3, 4] tetrazolo [5, 1-c] pyrrolo [1, 2-a] [1,4] diazepine and 7-phenyl-5H-thiazolo [5, 4-e] [1,3,4] triazolo [5,1-c] pyrrolo [1, 2-a] [1, 4] diazepines. *Iranian J. Pharm. Res.* (2005) 4: 33-36.
- (10) Rineh A, Mahmoodi N, Abdolahi M, Foroumadi A, Sorkhi M and Shafiee A. Synthesis, analgesic and anti-inflammatory activity of 4-(2-phenoxyphenyl)semicarbazones. *Arch. Pharm.* (2007) 340: 409-415.
- (11) Shafiee A, Rineh A, Kebriaeezadeh A, Foroumadi

- A, Sheibani V and Afarinesh MR. Synthesis and anticonvulsant activity of 4-(2-phenoxyphenyl)semicarbazones. *Med. Chem. Res.* (2009) 18: 758-769.
- (12) Foroumadi A, Mirzaei M, Emami S, Salari P, Ghaffari F, Amini M and Shafiee A. Synthesis and antifungal activity of some new 1,2,4- triazole [3, 4-a] thiadiazine derivatives. *Daru* (2002) 10: 34-37.
- (13) Moriguchi C. A new design of the screening of CNS-active drugs in mice (a multidimensional observation procedure and the study of pharmacological interactions). *Arzneim. Forsch. (Drug Res.)* (1971) 11: 1727-1734.

This article is available online at <http://www.ijpr-online.com>

**Tell us if we are wrong ?
Visit <http://www.ijpr-online.com>**